

School Facilities Master Plan for Orleans Parish



Recovery School District and Orleans Parish School Board
Proposed Master Plan Amendments

Summer 2011

www.rebuildingnolaschools.com

Table of Contents

Vision	3
Framing Values	4
Defining the Master Plan Amendments	5
The Amendment Process	7
Financial Snapshot	10
Demographic/Neighborhood Estimates	14
The Peer Review Committee Process & Responsibilities	22
Peer Review Committee Recommendations	26
Proposed Building Phase Amendments	32



Framing Values

Excellence:

- Build schools for 21st Century educational needs
- Use public resources in the most efficient way
- Build sustainable, cost-efficient facilities that will last several generations

Equity:

- Provide equity in the quality of school buildings

Community:

- Welcome community collaboration and input

Vision: Building 21st Century Schools

Across New Orleans, the future of public school facilities has taken sharp focus.

From the modern lines of the new L.B. Landry High School, to the renovation and addition to historic buildings such as the William Frantz School, new school construction projects now dot the city.

The objective is clear—create lasting, high quality facilities for 21st Century educational needs.

With the current and future needs of the community in consideration, the goal of master plan is to rebuild in the most equitable and cost-effective manner possible.



L.B. Landry School, Opened August 2010

The **School Facilities Master Plan for Orleans Parish**, approved in 2008, guides the ambitious school construction to rebuild infrastructure devastated by Hurricane Katrina. It is a joint effort of the Orleans Parish School Board (OPSB) and Recovery School District (RSD). The planning process included more than 200 neighborhood meetings and a series of focused meetings with educators.

What are these Amendments?

The School Facilities Master Plan must be updated every two years to accommodate the changing repopulation patterns of the City of New Orleans.

In late 2010, the Master Plan Oversight Committee and the State Superintendent of Education launched a Peer Review Committee to review the educational standards and design specifications within the plan and provide recommended amendments.

Also in 2010, the RSD/OPSB became the only local governments impacted by Katrina to finalize the amount of federal disaster funding, resulting in approximately \$2 billion in total federal funding.

The Basis of Recommendations

- Updated Demographic Estimates
- Recommendations from volunteer committee of New Orleans education and facilities experts
- Available Funding



Andrew Wilson School,
Opened January 2010

The Amendment Process

These amendments, proposed by the administration of the RSD and OPSB, begin the formal process of amending the Master Plan. The process is as follows:

Presentation to the Master Plan Oversight Committee

- **June 30th**

Presentation to the Orleans Parish School Board (OPSB)

- **July 5th, L.B. Landry Auditorium 6 p.m.**

The Amendment Process

Public Meeting Schedule		
Citywide	July 9, 10 a.m. - 1 p.m.	Xavier University Center 1 Drexel Drive Room 308
School Board District 3	July 14, 6-8 p.m.	St. Dominic's School Gym 6326 Memphis St.
School Board District 6	July 18, 6-8 p.m.	McMain High School Cafeteria 5712 South Claiborne Ave.
School Board District 2	July 20, 6-8 p.m.	SUNO Cafeteria 6400 Press Drive
School Board District 4	July 21, 6-8 p.m.	Behrman Center 2529 Gen. Meyer Ave.
Master Plan Oversight Committee	July 25 6-8 p.m.	L.B. Landry High School Auditorium 1200 L.B. Landry Ave.
School Board District 5	July 26, 6-8 p.m.	Dryades YMCA 2220 Oretha Castle Haley Blvd
School Board District 7	July 27, 6-8 p.m.	Langston Hughes School 3519 Trafalgar St.
School Board District 1	July 28, 6-8 p.m.	Schaumburg School 9501 Grant Street
Citywide	July 30, 10 a.m. -1 p.m.	UNO Human Performance Center 2000 Lakeshore Dr.

The Amendment Process

- Final Amendments incorporating public comments presented to OPSB: **August 16th**
- Final Amendments presented to the Louisiana Board of Elementary and Secondary Education (BESE): **August 18th**



Financial Snapshot



The image shows a wide, bright school hallway. On the left, a series of large, floor-to-ceiling windows with black frames offer a view of the outdoors, where trees and a fence are visible. The windows reflect the interior lights. The ceiling is white with several recessed circular lights. On the right, there is a balcony with a glass railing. A section of the balcony's wall is painted a vibrant red. Below the balcony, a row of display cases or lockers is visible, each topped with a different colored sign or emblem. The floor is a dark, polished material that reflects the light from the windows and ceiling.

Langston Hughes School, Opened August 2009

Financial Snapshot

When the first School Facilities Master Plan for Orleans Parish was approved in 2008, the available funding for rebuilding schools in New Orleans was approximately \$750 million.

This funding was able to cover the costs of Phase 1 of the six phase Master Plan. The RSD and OPSB worked to secure additional funding to fund the Master Plan, resulting in the 2010 settlement with FEMA.

These proposed amendments aim to ensure that this funding goes as far as possible into the plan to fund school construction in New Orleans.

Within these amendments, the districts map out how this money will be spent and identifies which projects would require additional funding to complete.

FEMA Settlement

FEMA Settlement for New Orleans Schools How much money did the RSD and OPSB get from FEMA?			
Federal Funds	RSD	OPSB	Total
Construction	1,259,592,408	344,845,122	1,604,437,530
Temporary Facilities, Building Contents, Critical Recovery Operations	329,700,404	68,145,803	397,846,206
Total	1,589,292,81	412,990,925	2,002,283,736

Where Would the Money be Spent?

Breakdown of FEMA Funding Spent, Committed, or to be Committed			
Phase	OPSB	RSD	Total
Critical Recovery Projects			
Phase 0	54,641,152	84,140,662	138,781,814
School Facilities Master Plan for Orleans Parish			
	Total		
Phase 1	783,234,340		
Phase 2	633,689,407		
Total	1,555,705,561*		

Phase 3 (Additional funds needed) \$422,308,284

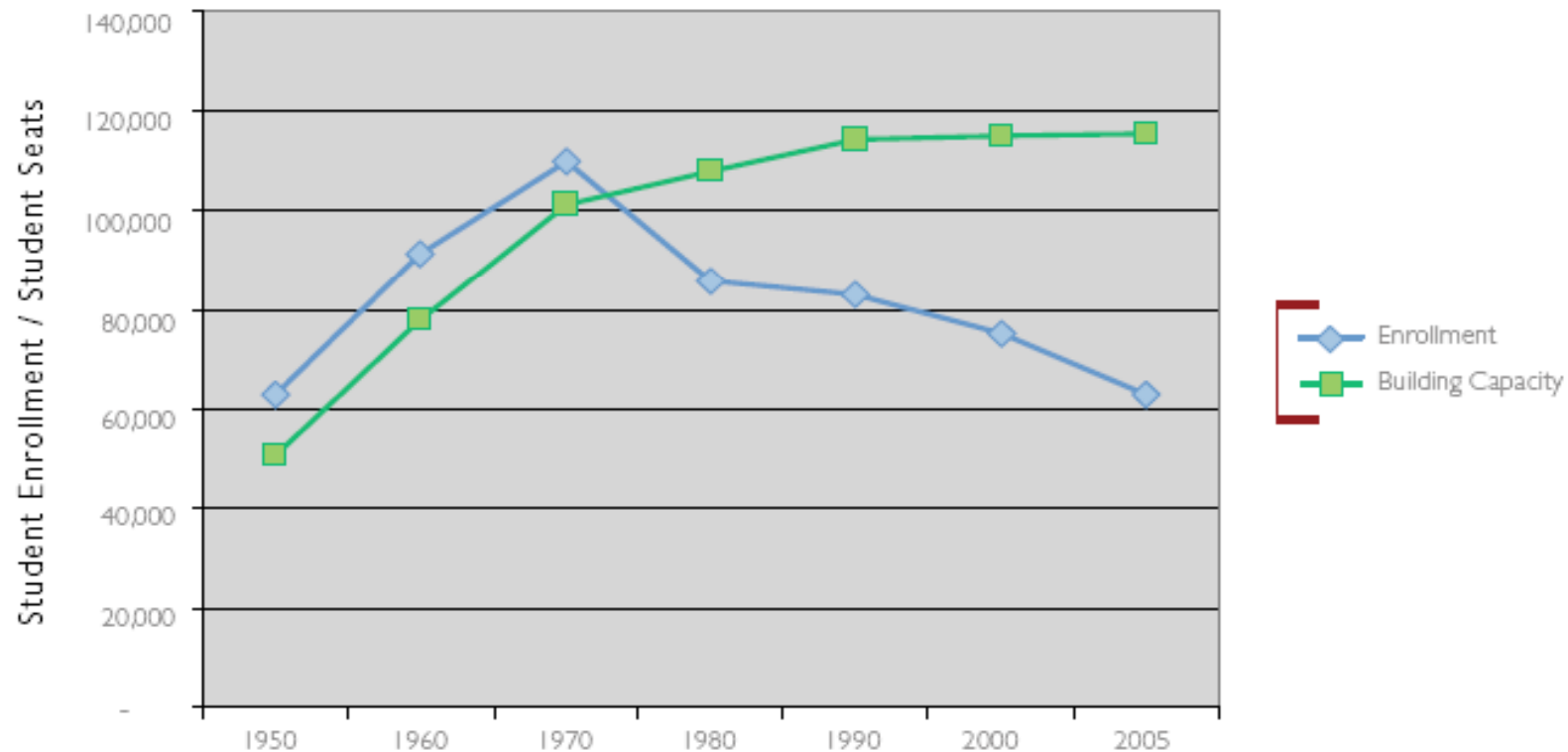
*Additional funds held in reserve for capital program contingency and program management

A photograph of Lake Area School at dusk. The building is a modern, multi-story structure with a mix of brick and large glass windows. The interior lights are on, and some windows show a view of the interior. The sky is a deep blue. In the foreground, there is a grassy lawn and some small trees and shrubs. A dark blue horizontal band with white text is overlaid on the middle of the image.

Demographic Estimates

Lake Area School, Opened January 2010

Objective of Demographic Estimates: Align Facilities with Students



SOURCES

Enrollment

"Orleans Parish School Board: District-wide Demographic Projections," Urban Systems, Inc., August 1998.

Historic Seat Capacity

Building capacity estimates are based on original building designs.

Proposed Public School Building Plan with A Five-Year Improvement Program, Harland Bartholomew and Associates, August 1950.

Planning Sub-District Profiles: Volumes 1 - 13, New Orleans Public Schools, Department of Planning, various dates in 1983-1984.

New Orleans Public Schools, Facility Issues Report # 90-01: Overcrowding, Department of Facility Planning, May 9, 1990.

New Orleans Public Schools Management Study: Construction, Maintenance and Custodial Operations, A.T. Kearney & Company, Inc., June 1968.

Demographic Study

General Findings:

- Significant decrease in public school enrollment prior to Katrina – from 78,187 in 2000 to 66,408 in 2004 (15% drop)
- Number of students currently enrolled in public schools is 39,877; approximate growth of 2,000 per year over last two years
- Non-public school enrollment has been stagnant over the past two years
- Between 2008-2010, actual enrollment matched closest to the “moderate” demographic estimate

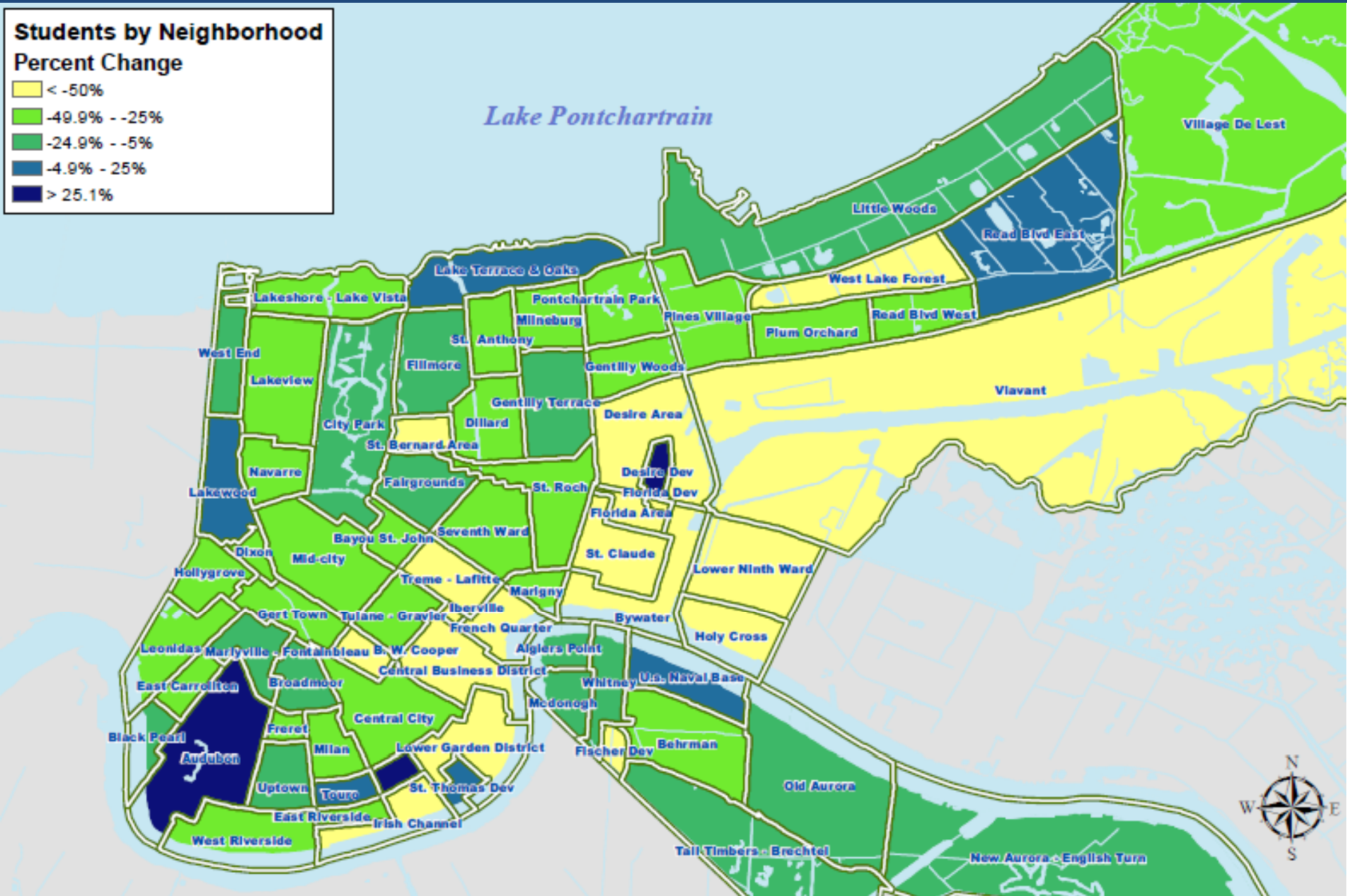
Format of Estimates:

Low: Lower population growth with current market share of school-age population

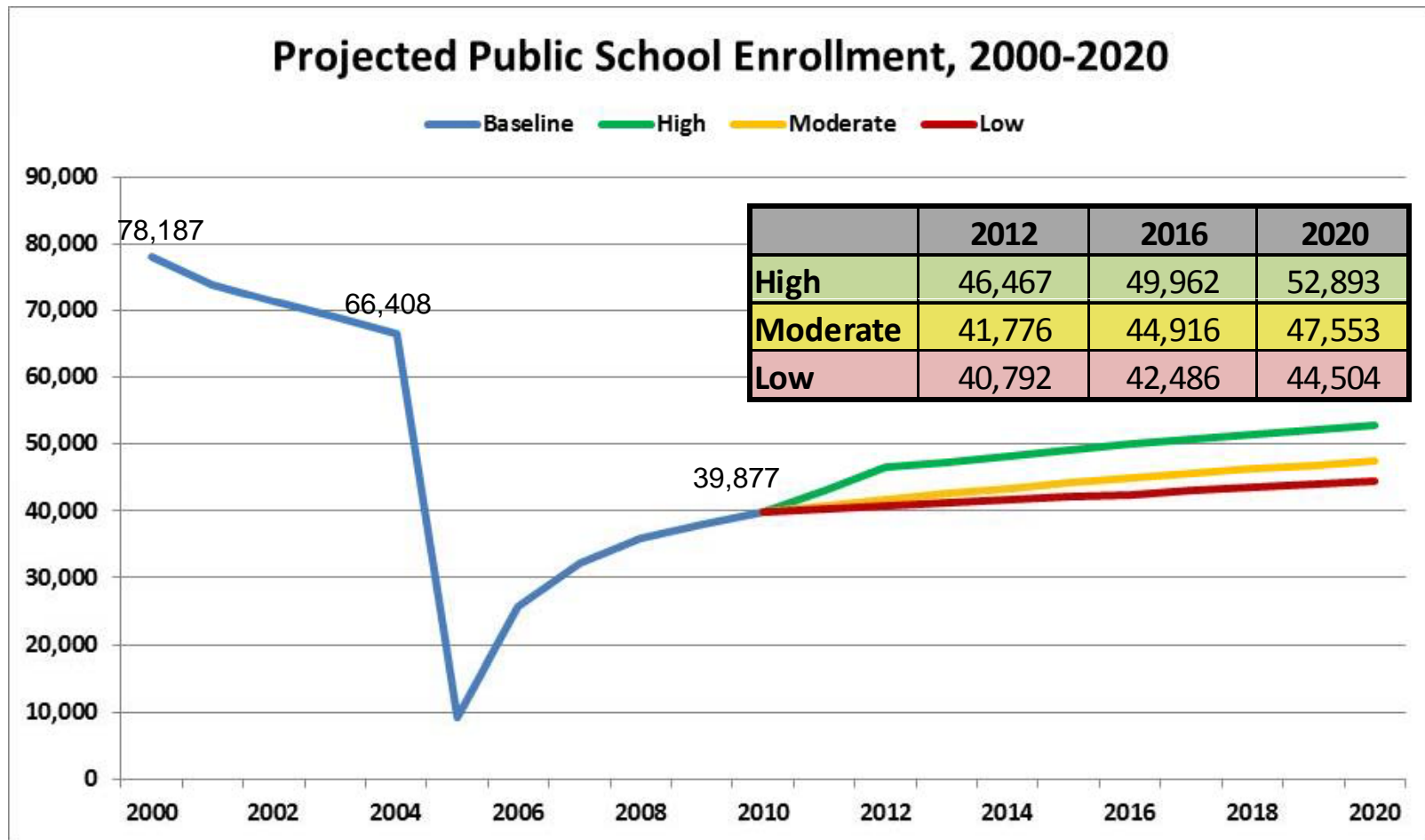
Moderate: Moderate population growth with current market share of school-age population

High: Moderate population growth combined with increased market share of school-age population

Change in # of Students, 2004-2010



Citywide Enrollment Projections



Sources: Orleans Parish School Board and Recovery School District, GCR & Associates

Citywide Enrollment Projections

Where do PreK-8 Students Live?					
Planning District	2004 Actual Enrollment	2010 Actual Enrollment	2016 Moderate Projected Enrollment	2020 Moderate Projected Enrollment	Amended Plan Program Capacity 1:25
1	27	35	47	49	-
2	4,179	2,085	2,230	2,264	3,156
3	4,586	3,370	3,491	3,582	6,367
4	9,809	4,406	4,993	5,307	5,240
5	650	360	390	413	850
6	4,099	2,870	3,295	3,504	3,226
7	5,416	2,593	3,058	3,205	2,616
8	3,135	695	1,245	1,526	610
9/10/11	10,659	7,298	8,407	8,973	8,330
12/13	5,599	5,017	5,193	5,430	5,524
Total	48,159	28,729	32,349	34,253	35,919

Citywide Enrollment Projections

Where do High Schools students live?					
Planning District	2004 Actual Enrollment	2010 Actual Enrollment	2016 Moderate Projected Enrollment	2020 Moderate Projected Enrollment	Amended Plan Program Capacity 1:25
1	17	10	12	13	556
2	1064	600	766	777	1122
3	1337	1188	1233	1264	1725
4	2312	1668	2145	2051	3212
5	165	181	196	206	0
6	1272	926	1292	1371	1798
7	1406	1573	984	1034	1122
8	805	261	499	619	869
9/10/11	3224	2794	3191	3393	2848
12/13	1744	2365	2455	2572	2324
Total	13,346	11,566	12,773	13,300	15,576

Citywide Enrollment Projections

Where do Pre-K-12 students live?					
Planning District	2004 Actual Enrollment	2010 Actual Enrollment	2016 Moderate Projected Enrollment	2020 Moderate Projected Enrollment	Amended Plan Program Capacity 1:25
1	44	45	59	62	556
2	5,243	2,685	2,996	3,041	4,278
3	5,923	4,558	4,724	4,846	8,092
4	12,121	6,074	7,138	7,358	8,452
5	815	541	586	619	850
6	5,371	3,796	4,587	4,875	5,024
7	6,822	4,166	4,042	4,239	3,738
8	3,940	956	1,744	2,145	1,479
9/10/11	13,883	10,092	11,598	12,366	11,178
12/13	7,343	7,382	7,648	8,002	7,848
Total	61,505	40,295	45,122	47,553	51,495



Master Plan Peer Review Committee

Craig School, Opened January 2010

Peer Review Committee and Process

In late 2010, the Master Plan Oversight Committee and the Louisiana State Superintendent of Education created the Master Plan Peer Review Committee.

This committee reviewed the educational standards and the design specifications of the School Facilities Master Plan, and provided recommendations that the RSD/OPSB would consider adopting within the master plan amendments.

The Peer Review Committee is made up of educational leaders and technical experts from throughout the city, state, and nation.

While the vast majority of the committee's recommendations are adopted within these proposed amendments, there are some that remain "open questions" needing public input.

Peer Review Committee - Education

- Sharon Clark – Sophie Wright School
- Alexina Medley – Warren Easton Charter High School
- Dr. Andrea Thomas-Reynolds – Algiers Charter Schools Association
- Caroline Roemer – LA Association of Charter Schools
- Dr. Francesca Williams – Recovery School District
- Kathleen Padian – LA Associations of Charter Schools
- Allen Square – Pride College Prep Board Member
- Rhonda Kalifey-Aluise – KIPP Schools New Orleans
- Barbara MacPhee – Sci High
- Mickey Landry – Lafayette Academy
- Riley Kennedy – Sci Academy
- Adrian Morgan – FirstLine Schools
- Delores Winfield – McDonogh 35 High School
- Sue Robertson—Planning Alliance
- Michael Hall – Fanning Howey Associates
- Paul Flower, P.E. – Woodward Design + Build
- Ben Kleban – NOLA College Prep
- Ben Marcovitz – Sci Academy

Responsibilities in the Process

Peer Review Committee Responsibilities

- Provide a venue for school operators to give input on school facility design standards
- Help the RSD/OPSB build more operator-friendly schools

RSD/OPSB Responsibilities

- Review the recommendations of the Peer Review Committee with the goal of striking a balance between the needs of school operators, community input, and technical specifications

Collective Recommendations

- **Flexible Spaces**
 - Conference rooms can be classrooms
 - Office space can be resource rooms
- **Classrooms in the building**
 - More efficient use of one-time federal dollars
 - More cost effective use of operational dollars

General PK-8 School Specifications

2008 Master Plan	Proposed Amendments*
Two classes per grade	Three classes per grade
Half-mile walking distance	One mile walking distance
50% of students from neighborhood**	50% of students from neighborhood
450-600 school program capacity	750 to 850 school program capacity (fewer, but larger schools)
3-5 acres (new acquisitions)	3-5 Acres (new acquisition)

*OPSB and RSD Administration Recommendations

**This percent is used only to determine the locations for rebuilding schools, rather than serving as a guide for school enrollment.

General High School Specifications

2008 Master Plan	Proposed Amendments*
City-wide enrollment	City-wide enrollment
No neighborhood boundaries	No neighborhood boundaries
600-1,100 Students (Comprehensive)	Larger: 813-1199 Program Capacity
N/A	Medium: 664-918 Program Capacity
450-600 Students (Boutique)	Small: 418-609 Program Capacity
10 acres (new acquisition)	10 acres (new acquisition)

* OPSB and RSD Administration Recommendations

What is a 21st Century School?

All PreK-12 Facilities will receive:

- Classrooms sized appropriately
- Science Labs
- LEED Silver
- Dining Halls with full serving kitchens (sized to handle 3 servings maximum)*
- Spaces designed for the Arts
 - Visual, Band, Choir, Drama and Dance
- Performance Space or Auditorium*
- Media Centers*
- Competition Gymnasiums*
- Special Needs and Resource Rooms
- ADA accessible
- Teacher Workrooms and Storage
- Technological Features
- Administrative and Student Services

*Potential Community Use

General High School Specifications

Educational Space	Small High School	Medium High School
Career Tech Lab	Not included	One
ROTC	Not Included	Not Included
Black Box Theater Space	Included	Not Included
Auditorium	Not Included	Included

Potential Tradeoffs -Large High Schools

Educational Space	Option 1	Option 2
Practice Gym	Included	Not included
ROTC	Include specialized classroom	Not included
Drama/Dance	Includes specialized classroom for each	Shared with dance
Science	Six Laboratories	Five Laboratories: Two with fume hoods
Career/Technical Education	Six classrooms	Four classrooms
SBHC	Included	Not included



Proposed Building Phase Amendments



Hynes Elementary School, Under Construction

Definitions and Indicators

	2008 Master Plan	Proposed Amendments*
Phases	Six	Three
Funded	Phase 1	Phases 1-2
Unfunded	Phases 2-6	Phase 3**

* The RSD/OPSB administration recommend three Master Plan phases rather than six. Completely funded, Phases 1-2 will put 83% of students (with moderate demographic growth) in new or renovated buildings by 2016. Based on building capacity alone, Phases 1-2 provide enough seats for 102% of moderate projected student population through 2016.

**Phase 3, which will require additional long-term funding, includes 19 buildings that may be needed in the future. Some of these buildings received significant renovation and stabilization work between 2006-current, providing critical needs to school facilities following Hurricane Katrina. Identifying funding for this phase is a critical objective.

Critical Recovery Expenditures

Critical Recovery Projects		
Campus	Total	Project Type
Allen HS	\$ 614,505	Post-Katrina minor repairs; roof replacement; solar panels installation
Ashe ES	\$ 116,776	Post-Katrina minor renovations
Audubon Extension ES (Carrollton Courthouse Bldg.)	\$ 288,289	Post-Katrina minor renovations
Audubon ES	\$ 61,467	Post-Katrina minor repairs
Banneker ES	\$ 715,571	Post-Katrina minor renovations; HVAC controls replacement; replaced electrical switchgear
Baudit ES	\$ 140,889	Post-Katrina minor renovations; boiler replacement
Behrman ES	\$ 2,261,708	Post-Katrina renovations; roof replacement
Bethune ES	\$ 4,346,034	Post-Katrina renovations; play yard and floor replacement
Capdau ES	\$ 718,029	Post-Katrina minor renovations
Clark HS	\$ 358,338	Post-Katrina minor renovations
Cohen HS	\$ 5,458,788	Post-Katrina renovations; health clinic installation; HVAC controls replacement
Crossman ES	\$ 3,412,956	Post-Katrina renovations; HVAC controls replacement
Dibert ES	\$ 1,493,701	Post-Katrina renovations; roof repair/replacement
Douglass HS	\$ 7,317,972	Post-Katrina renovations; electrical switchgear replacement; underground utilities and HVAC repair/replacement
Drew ES	\$ 3,388,799	Post-Katrina renovations; roof replacement
Easton HS	\$ 4,981,322	Post-Katrina renovations; window and roof repairs
Eisenhower ES	\$ 79,306	Post-Katrina minor repairs
Fischer ES	\$ 207,616	Post-Katrina minor renovations
Fortier HS	\$ 3,283,916	Post-Katrina renovations
Franklin ES	\$ 896,842	Post-Katrina minor renovations

Critical Recovery Expenditures

Critical Recovery Projects		
Campus	Total	Project Type
Franklin HS	\$ 5,148,984	Post-Katrina renovations
Gaudet ES	\$ 587,518	Post-Katrina minor renovations
Gentilly Terrace ES	\$ 4,260,870	Post-Katrina renovations; roof repair/replacement
Green ES	\$ 774,770	Post-Katrina minor repairs
Harney ES	\$ 1,641,691	Post-Katrina renovations
Harte ES	\$ 716,537	Post-Katrina minor renovations
Henderson ES	\$ 1,254,730	Post-Katrina renovations; minor roof repairs
Jackson ES	\$ 492,030	Post-Katrina minor renovations; roof repairs
Johnson HS	\$ 2,850,433	Post-Katrina minor renovations; roof replacement
Karr HS	\$ 1,357,460	Post-Katrina renovations
Lafayette ES	\$ 2,870,786	Post-Katrina repairs; roof renovations/replacement; masonry repairs
Laurel ES	\$ 564,973	Post-Katrina minor renovations
Live Oak ES	\$ 3,501,414	Post-Katrina renovations; roof, exterior doors, auditorium floor, and stage replacement
Lusher ES (Willow Street)	\$ 1,979,104	Post-Katrina renovations; roof replacement
Marshall ES	\$ 8,406,161	Post-Katrina renovations
McDonogh #15 ES	\$ 1,169,942	Post-Katrina minor renovations; masonry repairs
McDonogh #28 ES	\$ 1,864,456	Post-Katrina renovations; roof repairs
McDonogh #32 ES	\$ 1,885,896	Post-Katrina renovations; roof repairs
McDonogh #42 ES	\$ 3,041,922	Post-Katrina renovations; roof/ HVAC replacement
McDonogh #7 ES	\$ 497,632	Post-Katrina minor renovations
McDonogh 35 HS	\$ 2,440,627	Post-Katrina renovations; ADA upgrades
John McDonogh Sr. High	\$ 2,106,598	Post-Katrina renovations; roof/auditorium floors/wall repairs; bleacher replacement

Critical Recovery Expenditures

Critical Recovery Projects		
Campus	Total	Project Type
McMain HS	\$ 2,726,574	Post-Katrina renovations; chiller replacement
McNair ES	\$ 493,633	Post-Katrina minor renovations; 2007 tornado repairs
MLK ES	\$ 7,067,587	Post-Katrina renovations; modular canopy and roof repairs
Nelson ES	\$ 3,922,303	Post-Katrina renovations
Rabouin HS	\$ 860,032	Post-Katrina minor renovations
Reed HS	\$ 4,445,078	Post-Katrina renovations; exterior wall and bleacher replacement
Rosenwald ES	\$ 535,629	Post-Katrina minor renovations
Schaumburg ES	\$ 6,976,337	Post-Katrina renovations; chillers, windows, doors, and HVAC repairs/replacement
Schwarz ES	\$ 431,047	Interior repairs; roof repairs
Tubman ES	\$ 23,189	Post-Katrina minor repairs
Tureaud ES	\$ 899,848	Post-Katrina minor renovations; roof repairs
Village Del' est ES	\$ 1,881,107	Post-Katrina renovations; roof repairs/replacement
Walker HS	\$ 1,460,819	Post-Katrina renovations
Wicker ES	\$ 2,112,090	Post-Katrina renovations; minor roof repairs
Williams, Sylvanie F. ES	\$ 3,290,689	Post-Katrina renovations; play yard resurfacing/fencing; chiller/HVAC replacement
Wright HS	\$ 726,636	Post-Katrina minor renovations; restroom renovations
District-wide Restroom Renovations	\$ 4,768,874	2007 upgrades
District-wide Kitchen Renovations	\$ 5,235,014	2007 upgrades
Total	\$ 137,413,841	

Phase 1 Projects – Complete

Phase 1					
District	Campus	Program Capacity (25:1 ratio)	Cost Estimate (+/- 20%)	Current Status	Project Type
RSD	Guste ES	570	\$ 12,963,335	Complete	Renovation
RSD	Craig ES	542	\$ 17,200,288	Complete	Renovation
RSD	Hughes ES	556	\$ 30,139,478	Complete	New
RSD	Wilson ES	586	\$ 29,184,433	Complete	Renovation/Addition
RSD	Lake Area HS	872	\$ 39,257,429	Complete	New
RSD	Landry HS	1202	\$ 59,157,195	Complete	New
OPSB	Mahalia Jackson*	72	\$ 15,025,425	Complete	Renovation

Phase 1 Projects – Construction

Phase 1					
District	Campus	Program Capacity (25:1 ratio)	Cost Estimate (+/- 20%)	Current Status	Project Type
RSD	FC Williams ES	556	\$ 25,427,114	Construction	New
OPSB	Hynes ES	850	\$ 26,304,056	Construction	New
RSD	Crocker ES	556	\$ 21,344,462	Construction	New
RSD	Osborne ES	556	\$ 24,447,403	Construction	New
RSD	Parkview ES	556	\$ 23,849,026	Construction	New
RSD	Frantz ES	556	\$ 24,818,038	Construction	Renovation/Addition
RSD	Colton ES	850	\$ 33,694,196	Construction	Renovation/Addition
RSD	Bienville ES**	556	\$ 10,823,932	Construction	New
RSD	Woodson ES	556	\$ 22,233,798	Construction	New
RSD	Little Woods ES	556	\$ 25,159,683	Construction (Notice to Proceed 7/11/11)	New

Phase 1 Projects – Design

Phase 1					
RSD	BT Washington HS	1122	\$ 59,557,503	Design	New /Auditorium Renovation
RSD	Carver HS	1122	\$ 57,973,309	Design	New
RSD	Livingston HS	1122	\$ 57,973,309	Design	New
OPSB	Mc 35 HS (Phillips/Waters)	1312	\$ 60,680,734	Design	New
RSD	Wheatley ES	556	\$ 24,106,656	Design	New
OPSB	Audubon ES	378	\$ 12,763,869	Design	Renovation
OPSB	McMain HS	884	\$ 12,975,644	Design	Stablization; gymnasium addition
OPSB	Harte ES	850	\$ 28,590,954	Design	New
OPSB	North Kenilworth Site ES	850	\$ 27,583,072	Design	New
Total for Phase 1		18,744	\$ 783,234,340		
*Serves children age 0-5; Capacity included in phase total is only students in grades PK-K					
**Project is a joint-venture with Firstline Schools, cost-estimate reflects RSD's cost share only					

Phase 2 – Funded, Demographic Need

Phase 2				
District	Campus	Program Capacity (25:1 ratio)	Cost Estimate (+/- 20%)	Project Type
OPSB	Lake Forest ES*	850	\$ 27,588,518	New
RSD	New Algiers ES*	850	\$ 27,588,518	New
RSD	Dunbar ES	556	\$ 23,895,118	New
RSD	Drew ES	654	\$ 20,995,187	Renovation
RSD	Gaudet ES	850	\$ 28,097,871	New
RSD	Morial ES	850	\$ 27,588,518	New
RSD	Fischer ES	850	\$ 28,122,564	New
RSD	Lower 9th Ward HS*	850	\$ 37,404,176	New
RSD	Live Oak ES	630	\$ 25,418,933	Renovation
RSD	Lafayette ES	694	\$ 22,222,469	Renovation
RSD	Fisk-Howard ES	556	\$ 23,895,118	New
RSD	Johnson ES	630	\$ 15,812,720	Renovation
RSD	Alexander ES	850	\$ 27,588,518	New
RSD	Abrams ES	850	\$ 27,588,518	New
RSD	Sherwood Forest ES	850	\$ 27,588,518	New
RSD	Bradley ES	850	\$ 27,588,518	New
RSD	NO East HS*	556	\$ 25,044,013	New
OPSB	Bethune ES	556	\$ 4,371,755	Classroom Addition
RSD	Tubman ES	850	\$ 27,588,518	New

Phase 2 – Funded, Demographic Need

Phase 2				
District	Campus	Program Capacity (25:1 ratio)	Cost Estimate (+/- 20%)	Project Type
OPSB	Wright HS**	594	\$ 26,489,839	Renovation
OPSB	Green ES**	426	\$ 17,527,129	Renovation
RSD	McDonogh 42	538	\$ 19,381,872	Renovation
OPSB	Karr HS	1122	\$ 59,118,060	New School
RSD	Schaumburg	712	\$ 2,702,984	Minor Repairs
RSD	Harney	366	\$ 1,816,903	Minor Repairs
RSD	MLK	610	\$ 3,353,771	Minor Repairs
OPSB	Nelson	542	\$ 2,266,768	Minor Repairs
OPSB	Bio-Medical District HS*\$	556	\$ 25,044,013	New
Total for Phase 2		19,648	633,689,407	
Total for Phases 0-2		38,410	\$ 1,554,337,588	
*Site to be determined				
**RSD to Fund Type 5 charter in OPSB Building				
\$ Medical High School depends on the OPSB settlement with the State of Louisiana on McDonogh 11				

Phase 3 – Additional Funding needed

Phase 3				
District	Campus	Program Capacity (25:1 ratio)	Cost Estimate (+/- 20%)	Project Type
RSD	Gentilly Terrace ES	414	\$ 14,359,013	Renovation
RSD	Wicker ES	556	\$ 24,268,127	New
RSD	S. Williams ES	538	\$ 9,914,712	Renovation
OPSB	Mc 35 (Kerlerec St)	950	\$ 23,758,576	Renovation
RSD	Marshall ES	474	\$ 19,013,051	Renovation
RSD	Andrew Jackson ES	478	\$ 15,228,171	Renovation
OPSB	Lusher ES	430	\$ 14,633,903	Renovation
OPSB	Franklin ES	414	\$ 15,343,856	Renovation
RSD	Behrman ES	800	\$ 41,529,388	Renovation
OPSB	Easton HS	950	\$ 38,768,545	Renovation
OPSB	Fortier HS	1390	\$ 46,243,441	Renovation
RSD	Village de l'Est ES	850	\$ 28,053,747	New
RSD	Habans ES	850	\$ 27,930,745	New
RSD	Eisenhower ES	474	\$ 11,788,069	Renovation
RSD	Crossman ES	382	\$ 12,359,580	Renovation
RSD	Desire Neighborhood ES	556	\$ 23,895,118	New
RSD	Reed HS	1170	\$ 17,612,771	Renovation
OPSB	Franklin HS	926	\$ 16,599,792	Renovation
RSD	Allen ES	598	\$ 21,007,679	Renovation
Total for Phase 3		13200	\$ 422,308,284	
Total for Phases 0-3		55080	\$ 1,979,645,872	

Projects Removed from the Original Plan

Campus		Notes
RSD	Downtown International HS	Project reliant on City of New Orleans Community Development Block Grant (CDBG) funding from former City administration
RSD	Citywide Acre/Audubon Institute HS	Project reliant on City of New Orleans Community Development Block Grant (CDBG) funding from former City administration
RSD	Jones ES	Campus not required by demographic estimates; vacant and secured
RSD	Priestley HS	Campus not required by demographic estimates; vacant and secured
RSD	Shaw-Hansberry ES	Campus not required by demographic estimates; vacant and secured
RSD	McDonogh 15 ES	Campus not required by demographic estimates
RSD	Hoffman ES	Campus not required by demographic estimates; demolished
RSD	Lockett ES	Campus not required by demographic estimates; demolished
RSD	New Jeff ES at Site TBD	Campus not required by demographic estimates
RSD	New Lower 9 ES at Site TBD	Campus not required by demographic estimates
RSD	Jordan ES	Campus not required by demographic estimates; demolished

Of the above projects, only one facility (McDonogh 15) is currently in use. Projects within Phase 2 of the Master Plan include enough capacity to serve the students occupying this school.

Campuses Available for Continued Use

Opportunity Campuses		
Campus		Notes
RSD	Clark HS	No planned Capital Investment from the Districts
RSD	McNair ES	No planned Capital Investment from the Districts
RSD	McDonogh 28 ES	No planned Capital Investment from the Districts
RSD	Rabouin HS	No planned Capital Investment from the Districts
RSD	Audubon Extension ES	No planned Capital Investment from the Districts
RSD	Laurel ES	No planned Capital Investment from the Districts
RSD	Banneker ES	No planned Capital Investment from the Districts
RSD	Henderson ES	No planned Capital Investment from the Districts
RSD	Tureaud ES	No planned Capital Investment from the Districts
RSD	OP Walker HS	No planned Capital Investment from the Districts
RSD	John McDonogh HS	No planned Capital Investment from the Districts
RSD	Rosenwald ES	No planned Capital Investment from the Districts
RSD	Schwarz ES	No planned Capital Investment from the Districts

Campuses Available for Continued Use

Opportunity Campuses		
Campus		Notes
RSD	McDonogh 32	Potential swing space
RSD	Bauduit ES	Potential swing space
RSD	McDonogh 7 ES	Potential swing space
RSD	McNair ES	Potential swing space
RSD	Douglass HS	Potential swing space
RSD	Cohen HS	Potential swing space
RSD	Derham/Hoffman/Chester Modular Installation Project	Potential swing space
RSD	Our Lady of Lourdes	Building is temporarily leased from Archdiocese of NO

Campuses Remaining Landbanked

Campuses Remaining on Landbank List		
Campus		Notes
OPSB	LaSalle	Sold
RSD	New Orleans Free School	Vacant and secured; OPSB to sell in 2011
RSD	Jeff Building (N. Rendon)	Vacant and secured; OPSB to sell in 2011
RSD	Augustine	Vacant and secured
RSD	Chester	Demolished
RSD	Mondy	Vacant and secured
RSD	Terrell	Vacant and secured; demolition in 2011
RSD	Bell	Vacant and secured
RSD	Coghill	Demolished
RSD	Gordon	Demolished
OPSB	Capdau	Vacant and secured
RSD	Gregory	Demolition in Fall 2011
RSD	Haley	Vacant and secured
OPSB	Moton	Vacant and secured
RSD	Shaw	Vacant and secured
RSD	Hansberry	Vacant and secured
RSD	Armstrong	Vacant and secured
RSD	Edison	Demolished
RSD	Hardin	Demolished
OPSB	Fink	Sold
RSD	Derham	Demolition in Summer 2011
RSD	Kennedy	Demolition in Summer 2011
RSD	NO Center for Education of Adults	Vacant and secured; OPSB to sell in 2011
RSD	Abramson	Demolished

END